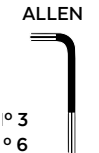


HONDA CL500 '23-

M O U N T I N G I N S T R U C T I O N S

REF 21634

WINDSHIELD NG SPORT



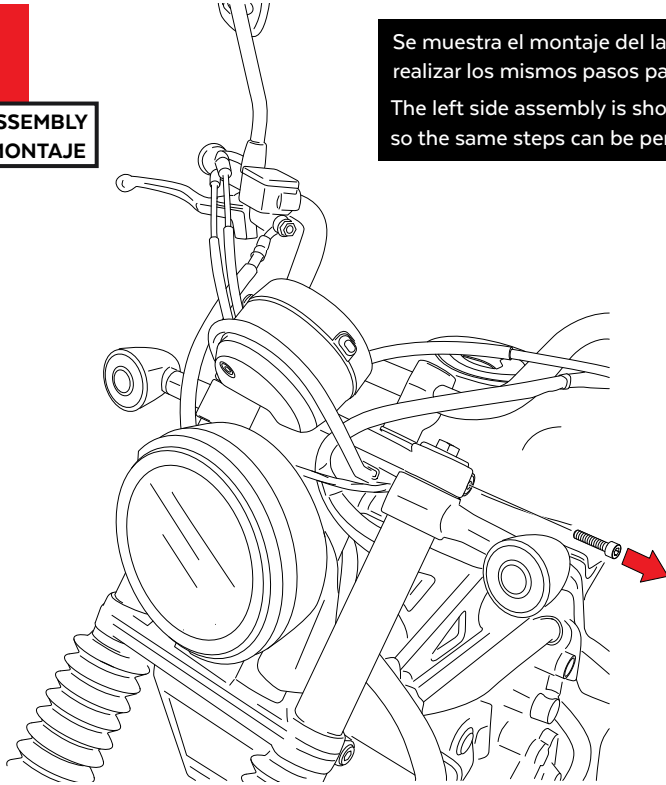
ID.	PIEZA/PART	DESCRIPCIÓN	DESCRIPTION	QTY.	REF.:
1		Cúpula Sport	Sport screen	1	21634H/W/F/NM3
2		Soporte Izquierdo (L)	Left support (L)	1	SOPOR2P3-L21634
3		Soporte derecho (R)	Right support (R)	1	SOPOR2P3-R21634
4		Casquillo Ø8 xØ14 x18	Ø8 xØ14 x18 Arrowhead	2	CASQUI-----0139
5		Tornillo allen M8x50 DIN912	M8x50 DIN912 Screw	2	TORNI-D912--532
6		Silentblock Ø12xØ6x9	Ø12xØ6x9 Silentblock	2	AROPASACABLES-1
7		Silentblock M5	M5 silentblock	4	SILENBTM5-046/1
8		Arandela de nylon M5	M5 Nylon washer	4	ARNV00000000245
9		Tornillo allen M5x16 Ø11 ISO 7380	M5x16 Ø11 ISO 7380 allen screw	4	TORNI-I7380-493
10		Tapón tornillo M5 ISO 7380	M5 ISO 7380 screw cap	4	TAPON-----85

HONDA CL500 '23-

INSTRUCCIONES DE MONTAJE - MOUNTING INSTRUCTIONS - MONTAGEANLEITUNG

1

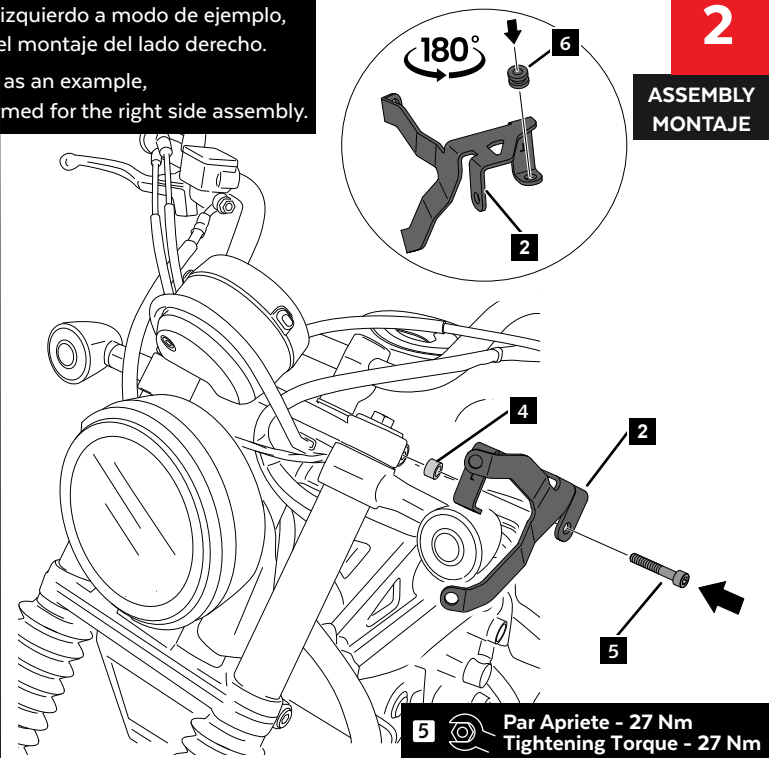
**DISASSEMBLY
DESMONTAJE**



Se muestra el montaje del lado izquierdo a modo de ejemplo, realizar los mismos pasos para el montaje del lado derecho.
The left side assembly is shown as an example, so the same steps can be performed for the right side assembly.

2

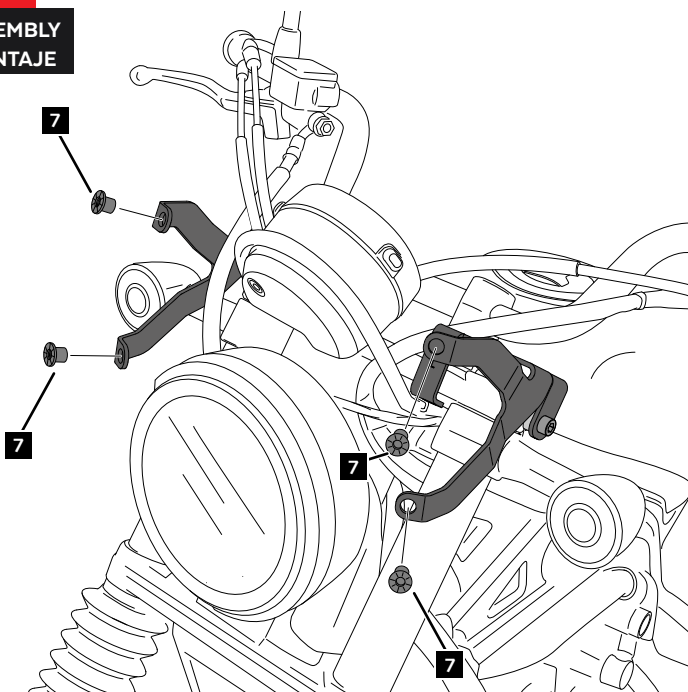
**ASSEMBLY
MONTAJE**



5 Par Apriete - 27 Nm
Tightening Torque - 27 Nm

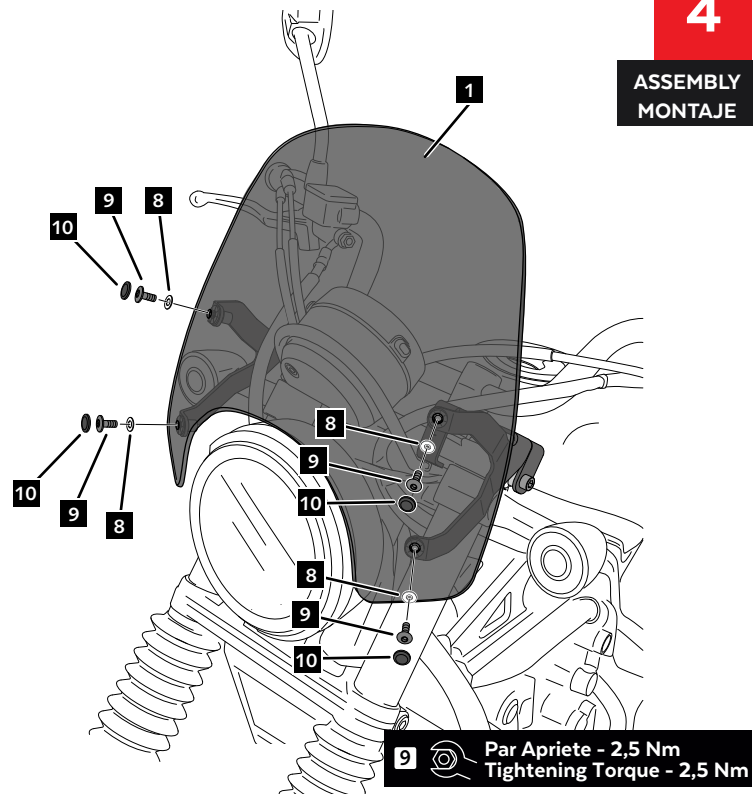
3

**ASSEMBLY
MONTAJE**



4

**ASSEMBLY
MONTAJE**



9 Par Apriete - 2,5 Nm
Tightening Torque - 2,5 Nm